

Foundation Programme
in Literacy, Numeracy and Skills
(FPLNS)

मराठी

MARATHI

GRADE 7

Student's Workbook

Theme 2: My Immediate Environment
My School

MAHATMA GANDHI INSTITUTE
under the aegis of
MINISTRY OF EDUCATION AND HUMAN RESOURCE
Republic of Mauritius

2026



Table of content

| | |
|--|------------|
| Guide to Educators | iii |
| Activity 1: Listen and repeat. | 1 |
| Activity 2: Read and practise. | 2 |
| Activity 3: Matching. | 5 |
| Activity 4: Listen, read and repeat. | 6 |
| Activity 5: Read and spell the words. | 7 |
| Activity 6: Fill in the blanks. | 8 |
| Activity 7: Read and copy the words. | 9 |
| Activity 8: Rearrange the words. | 10 |
| Activity 9: Read and write. | 11 |
| Activity 10: Role Play | 12 |

Guide to Educators

Learning Outcomes

- Develop listening skills by following rhythm and repetition.
- Identify and name school-related places/objects/persons from pictures.
- Make connections between words and real-life contexts.
- Show awareness of good behaviour expected at school.

Activities

- Listen and repeat.
- Read and practise.
- Matching.
- Listen, read and repeat.
- Read and spell the words.
- Fill in the blanks.
- Read and copy the words.
- Rearrange the words.
- Read and write.
- Role Play.

Other Proposed Activities

- Rearrange letters to form words.
- Group discussion on 'My School'.
- Show and Tell: My school bag and objects.

Additional Resources

- Alphabet charts
- Flashcards with images
- Worksheets (matching, labelling, jumbled letters)
- Song
- Glue, scissors, crayons
- Pictures from magazines/newspapers

Portfolio Assessment

- Skills-based assessments.

Activity 1: Listen and repeat.

Listening and Reading Activities:

- The Educator reads the lyrics aloud.
- The students listen and repeat.

शहाणपण

पुस्तक वाचले
फाड्... फाड्...
गाणी म्हटली
धाड्... धाड्...

एवढे सगळे
झाल्यावर
ऐकू आले
कानावर

चित्रसुद्धा
काढून झाली
एक सुंदर
कविता केली

आई म्हणाली,
शहाणा झाला
बाबा बोलले,
वाया गेला

कल्याण इनामदार

The Educator may access the audio-visual version of the above song through this link:

https://www.youtube.com/watch?v=TjnKYn5fB34&list=RDTjnKYn5fB34&start_radio=1


Activity 2: Read and practise.

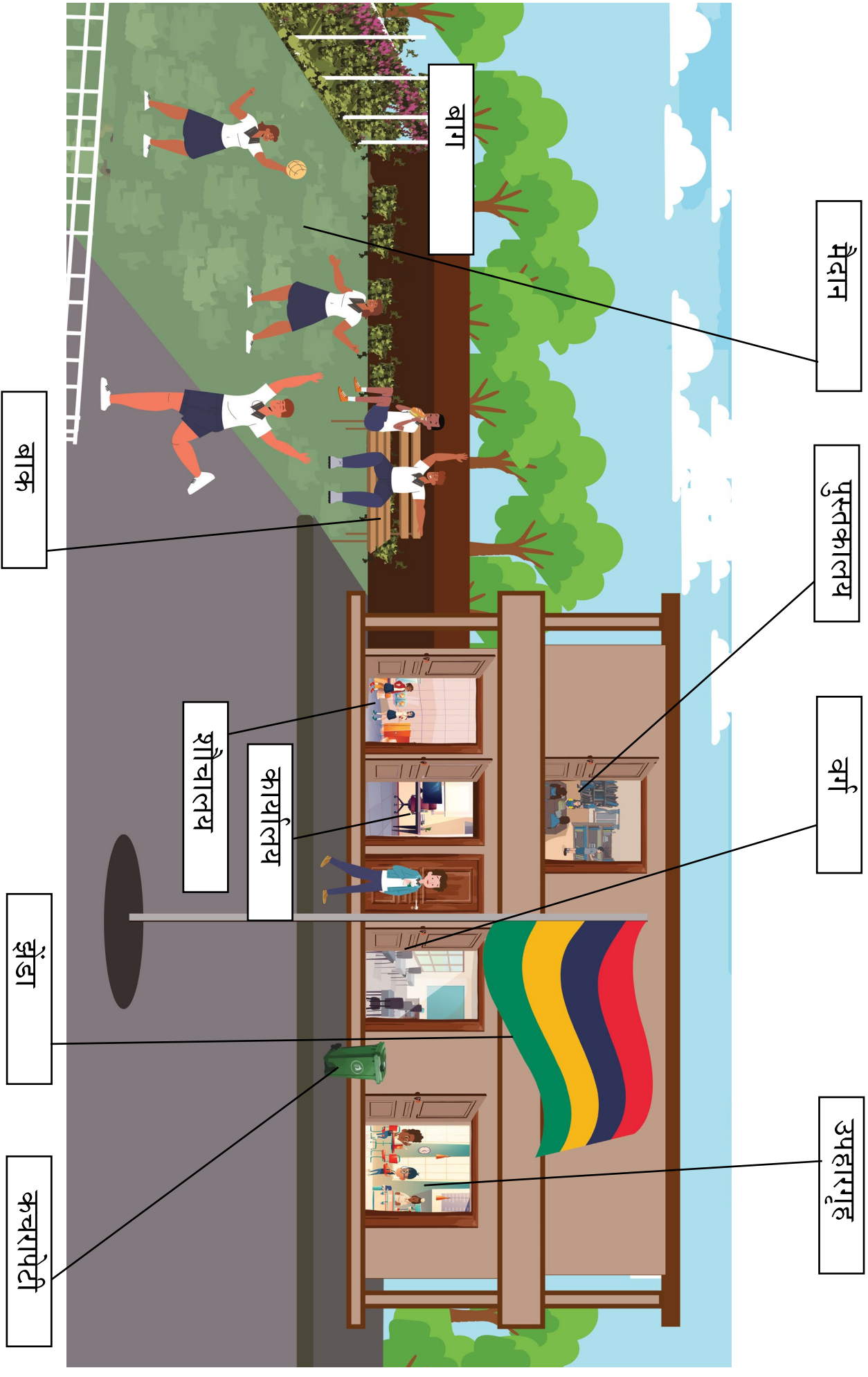
Listening and Reading Activities:

The Educator:

- shows the picture of a classroom with related words.
- reads the words.

The students repeat the words and label the given picture on page 4.







Activity 3: Matching.


Listening and Speaking Activities:

- The Educator takes the students for a school tour to show them the school compound.
- The students name the places and after coming back to the classroom they complete the matching exercise with the help of the Educator.

उपहारगृह



कचरापेटी



झेंडा



बाक



मैदान



पुस्तकालय



Activity 4: Listen, read and repeat.

Reading and Listening Activities:

- The Educator reads and explains the basic rules of the school.
- The students repeat after the Educator.

१. स्वच्छ गणवेश घाला.

२. शाळेत वेळेवर या.

३. शाळेत प्रत्येकाचा आदर करा.

४. वर्गात शिक्षकांचे लक्षपूर्वक ऐका.

५. रोज गृहपाठ पूर्ण करा.

६ . शाळा स्वच्छ ठेवा.

Activity 5: Read and spell the words.



Reading and Writing Activities:

The Educator:

- reads and explains the words with emphasis on the alphabets.
- helps the students to read with proper pronunciation and write the words.

१. शाळा = शा + ळा -----,-----

२. गणवेश = ग + ण + वे + श -----,-----

३. आदर = आ + द + र -----,-----

४. शिक्षक = शि + क्ष + क -----,-----

५. वर्ग = व + र् + ग -----,-----

६. गृहपाठ = गृ + ह + पा + ठ -----,-----

Activity 6: Fill in the blanks.

Listening and Writing Activities:

The Educator reads the sentences.

The students:

- fill in the blanks with the correct answer.
- read aloud the sentences.

१. _____ आम्हाला शिकवतो. (शिक्षक, मैदान)

२. _____ अनेक पुस्तके आहेत. (शिक्षक, पुस्तकालयात)

३. आम्ही _____ मिठाई विकत घेतो. (मैदान, उपहारगृहात)

४. आम्ही _____ पायचेंडू खेळतो. (मैदानावर, वर्ग)

५. आम्ही _____ बसून शिकतो. (उपहारगृहात, वर्गात)

Activity 7: Read and copy the words.

Listening and Writing Activities:

- The Educator reads the words aloud.
- The students repeat the words and copy them three times.

वर्ग

-----,-----,-----

पुस्तकालय

-----,-----,-----

शिक्षक

-----,-----,-----

अंगण

-----,-----,-----

प्राचार्य

-----,-----,-----

मित्र

-----,-----,-----

Activity 8: Rearrange the words.



Reading and Writing Activities:

The Educator guides the students to rearrange the words to form simple sentences and read them aloud.

१ . आवडतो / मला / शिक्षक / माझा

२ . शाळेला / जाते / ती

३ . बोलतो / तो / मराठी

४ . खेळतो / आम्ही / पायचेंडू

५ . हा / वर्ग / माझा / आहे

६ . वाचतो / विद्यार्थी / पुस्तक

७ . मोठी / शाळा / माझी / आहे

Activity 9: Read and write.

Reading, Listening and Writing Activities:

The Educator reads the following sentences aloud.

The students first answer the questions orally, then fill in the blanks with the appropriate words.

(अ)

१. माझे नाव राणी आहे.
२. मी स्वच्छ गणवेश घालते.
३. मी शाळेत वेळेवर पोहोचते.
४. मी माझ्या शिक्षकांचे ऐकते.
५. मी माझ्या वहीत लिहिते.
६. मी पाव खाते आणि पाणी पिते.
७. शाळेत मी सगळ्यांचा आदर करते.

(ब)

१. माझे राणी आहे.
२. मी स्वच्छ घालते.
३. मी वेळेवर पोहोचते.
४. मी माझ्या ऐकते.
५. मी माझ्या वहीत
६. मी खाते आणि पिते.
७. शाळेत मी सगळ्यांचा करते.

Activity 10: Role Play.

Listening and Speaking Activities:

The Educator:

- asks the students to work in pairs where one student acts like the teacher and the other as the student.
- encourages the students to add more ideas to the conversation.

विद्यार्थी: “ नमस्कार गुरुजी / बाई.”

शिक्षक: “नमस्कार. बसा.”

विद्यार्थी: “धन्यवाद.”

शिक्षक: “तुम्ही कसे आहात?”

विद्यार्थी: “आम्ही ठीक आहोत.”

शिक्षक: “आज आम्ही मराठी हा विषय शिकणार आहोत.”

विद्यार्थी: “कोणता धडा गुरुजी / बाई ?”

शिक्षक: “माझी शाळा.”

विद्यार्थी: “हो, मला माझी शाळा आवडते.”

शिक्षक: “आज आम्ही शाळेच्या आवारात फिरायला जाऊ.”

विद्यार्थी: “होय गुरुजी / बाई. ”